

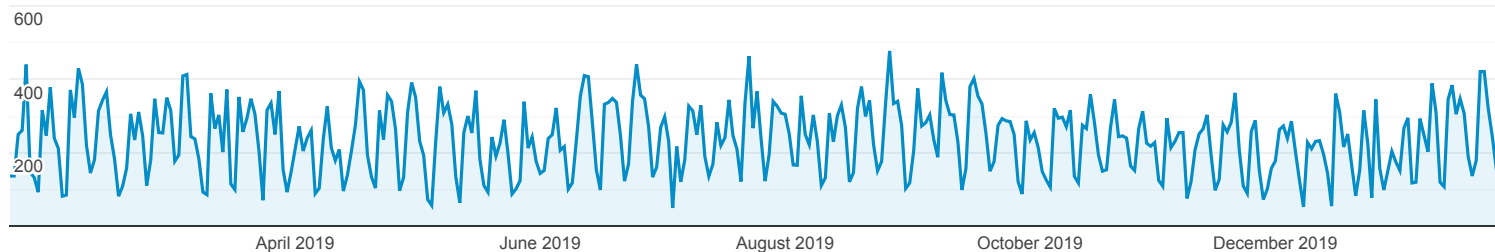
Pages

All Users
100.00% Pageviews

Jan 20, 2019 - Jan 26, 2020

Explorer

● Pageviews



| Page | Pageviews | Unique Pageviews | Avg. Time on Page | Entrances | Bounce Rate | % Exit | Page Value |
|----------------------------------|---|---|---|---|---|---|---|
| | 87,690 % of Total: 100.00% (87,690) | 68,394 % of Total: 100.00% (68,394) | 00:01:17 Avg for View: 00:01:17 (0.00%) | 29,109 % of Total: 100.00% (29,109) | 45.50% Avg for View: 45.50% (0.00%) | 33.20% Avg for View: 33.20% (0.00%) | \$0.00 % of Total: 0.00% (\$0.00) |
| 1. / | 16,656 (18.99%) | 12,840 (18.77%) | 00:00:45 | 11,883 (40.82%) | 24.32% | 24.38% | \$0.00 (0.00%) |
| 2. /employment-opportunities | 4,774 (5.44%) | 3,754 (5.49%) | 00:01:21 | 1,950 (6.70%) | 63.49% | 50.65% | \$0.00 (0.00%) |
| 3. /water-permits-and-wait-lists | 3,498 (3.99%) | 2,677 (3.91%) | 00:01:41 | 1,840 (6.32%) | 45.00% | 38.74% | \$0.00 (0.00%) |
| 4. /contact-us | 2,658 (3.03%) | 1,914 (2.80%) | 00:01:16 | 257 (0.88%) | 71.60% | 36.38% | \$0.00 (0.00%) |
| 5. /board-meetings | 2,511 (2.86%) | 1,809 (2.64%) | 00:01:59 | 798 (2.74%) | 51.25% | 36.28% | \$0.00 (0.00%) |
| 6. /meetings | 2,374 (2.71%) | 1,710 (2.50%) | 00:00:22 | 220 (0.76%) | 38.64% | 11.88% | \$0.00 (0.00%) |
| 7. /executive-personnel | 2,338 (2.67%) | 1,557 (2.28%) | 00:00:43 | 181 (0.62%) | 43.09% | 20.96% | \$0.00 (0.00%) |
| 8. /water | 2,231 (2.54%) | 1,786 (2.61%) | 00:00:51 | 958 (3.29%) | 30.58% | 24.11% | \$0.00 (0.00%) |
| 9. /water-service-faqs | 2,136 (2.44%) | 1,953 (2.86%) | 00:04:25 | 1,372 (4.71%) | 73.83% | 68.35% | \$0.00 (0.00%) |
| 10. /rates-fees | 1,998 (2.28%) | 1,577 (2.31%) | 00:02:03 | 331 (1.14%) | 70.39% | 40.54% | \$0.00 (0.00%) |

Rows 1 - 10 of 640

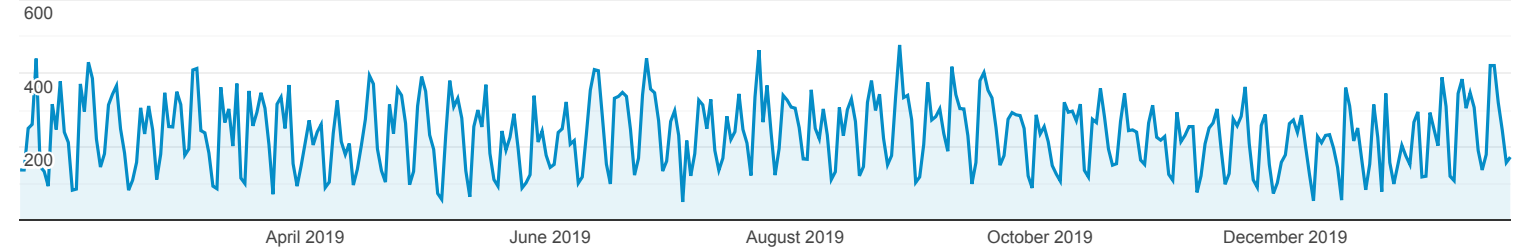
Pages

All Users
100.00% Pageviews

Jan 20, 2019 - Jan 26, 2020

Explorer

● Pageviews



| Page | Pageviews | Unique Pageviews | Avg. Time on Page | Entrances | Bounce Rate | % Exit | Page Value |
|---------------------------------|---|---|---|---|---|---|---|
| | 87,690 % of Total: 100.00% (87,690) | 68,394 % of Total: 100.00% (68,394) | 00:01:17 Avg for View: 00:01:17 (0.00%) | 29,109 % of Total: 100.00% (29,109) | 45.50% Avg for View: 45.50% (0.00%) | 33.20% Avg for View: 33.20% (0.00%) | \$0.00 % of Total: 0.00% (\$0.00) |
| 11. /fire-and-safety | 1,726 (1.97%) | 1,139 (1.67%) | 00:00:51 | 829 (2.85%) | 37.64% | 30.36% | \$0.00 (0.00%) |
| 12. /board-members | 1,315 (1.50%) | 861 (1.26%) | 00:00:51 | 105 (0.36%) | 51.43% | 16.50% | \$0.00 (0.00%) |
| 13. /wait-list | 1,296 (1.48%) | 1,079 (1.58%) | 00:02:05 | 88 (0.30%) | 81.82% | 40.59% | \$0.00 (0.00%) |
| 14. /human-resources-department | 1,254 (1.43%) | 1,001 (1.46%) | 00:02:58 | 270 (0.93%) | 59.63% | 50.24% | \$0.00 (0.00%) |
| 15. /personnel | 1,104 (1.26%) | 927 (1.36%) | 00:00:16 | 99 (0.34%) | 20.20% | 5.89% | \$0.00 (0.00%) |
| 16. /veterans-hall | 1,079 (1.23%) | 882 (1.29%) | 00:02:26 | 771 (2.65%) | 71.98% | 69.05% | \$0.00 (0.00%) |
| 17. /current-news | 1,062 (1.21%) | 797 (1.17%) | 00:01:14 | 194 (0.67%) | 57.73% | 25.89% | \$0.00 (0.00%) |
| 18. /will-serves-and-retrofits | 1,049 (1.20%) | 819 (1.20%) | 00:02:29 | 150 (0.52%) | 70.00% | 42.61% | \$0.00 (0.00%) |
| 19. /water-plans-and-programs | 1,006 (1.15%) | 711 (1.04%) | 00:00:47 | 141 (0.48%) | 36.88% | 12.43% | \$0.00 (0.00%) |
| 20. /notices | 994 (1.13%) | 775 (1.13%) | 00:00:50 | 150 (0.52%) | 70.67% | 21.13% | \$0.00 (0.00%) |

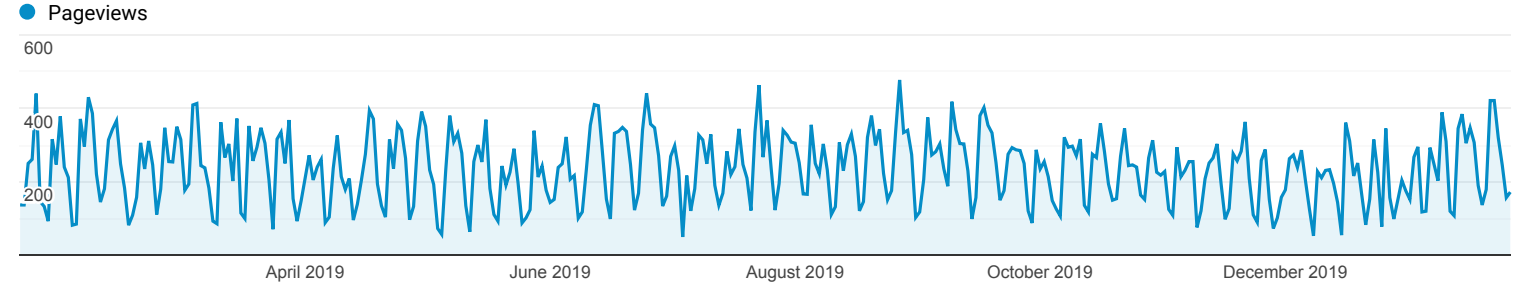
Rows 11 - 20 of 640

Pages

All Users
100.00% Pageviews

Jan 20, 2019 - Jan 26, 2020

Explorer



| Page | Pageviews | Unique Pageviews | Avg. Time on Page | Entrances | Bounce Rate | % Exit | Page Value |
|--|---|---|---|---|---|---|---|
| | 87,690 % of Total: 100.00% (87,690) | 68,394 % of Total: 100.00% (68,394) | 00:01:17 Avg for View: 00:01:17 (0.00%) | 29,109 % of Total: 100.00% (29,109) | 45.50% Avg for View: 45.50% (0.00%) | 33.20% Avg for View: 33.20% (0.00%) | \$0.00 % of Total: 0.00% (\$0.00) |
| 21. /contact-fire-department | 941 (1.07%) | 648 (0.95%) | 00:00:51 | 105 (0.36%) | 64.76% | 25.29% | \$0.00 (0.00%) |
| 22. /our-mission | 890 (1.01%) | 703 (1.03%) | 00:00:37 | 94 (0.32%) | 60.64% | 19.44% | \$0.00 (0.00%) |
| 23. /building-permits-and-inspections | 877 (1.00%) | 614 (0.90%) | 00:01:07 | 394 (1.35%) | 48.22% | 35.01% | \$0.00 (0.00%) |
| 24. /departments | 756 (0.86%) | 628 (0.92%) | 00:00:21 | 134 (0.46%) | 28.36% | 11.38% | \$0.00 (0.00%) |
| 25. /water-fixture-retrofit-program | 744 (0.85%) | 582 (0.85%) | 00:02:28 | 179 (0.61%) | 62.57% | 52.42% | \$0.00 (0.00%) |
| 26. /resources-infrastructure-standing-committee | 715 (0.82%) | 477 (0.70%) | 00:02:07 | 89 (0.31%) | 53.93% | 30.35% | \$0.00 (0.00%) |
| 27. /your-drinking-water | 687 (0.78%) | 585 (0.86%) | 00:00:56 | 276 (0.95%) | 67.39% | 35.52% | \$0.00 (0.00%) |
| 28. /fiscalini-ranch | 683 (0.78%) | 615 (0.90%) | 00:02:53 | 457 (1.57%) | 85.56% | 73.21% | \$0.00 (0.00%) |
| 29. /district-transparency | 668 (0.76%) | 460 (0.67%) | 00:00:36 | 32 (0.11%) | 53.12% | 8.83% | \$0.00 (0.00%) |
| 30. /2019-calendar | 652 (0.74%) | 548 (0.80%) | 00:00:31 | 73 (0.25%) | 61.64% | 25.15% | \$0.00 (0.00%) |

Rows 21 - 30 of 640

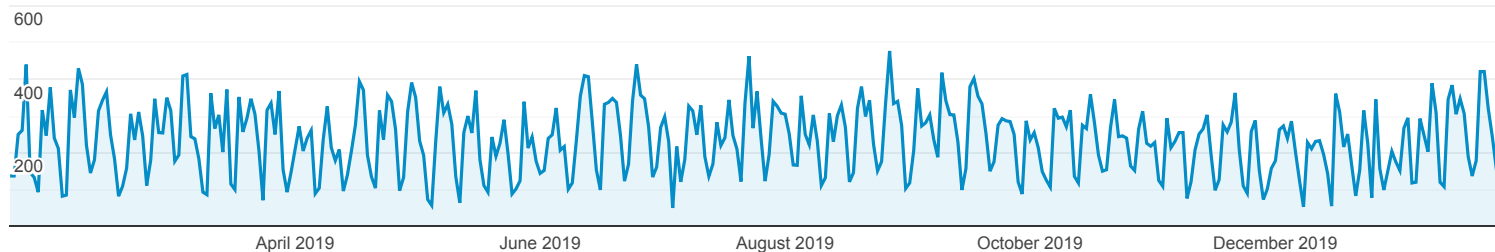
Pages

All Users
100.00% Pageviews

Jan 20, 2019 - Jan 26, 2020

Explorer

Pageviews



| Page | Pageviews | Unique Pageviews | Avg. Time on Page | Entrances | Bounce Rate | % Exit | Page Value |
|--|---|---|---|---|---|---|---|
| | 87,690 % of Total: 100.00% (87,690) | 68,394 % of Total: 100.00% (68,394) | 00:01:17 Avg for View: 00:01:17 (0.00%) | 29,109 % of Total: 100.00% (29,109) | 45.50% Avg for View: 45.50% (0.00%) | 33.20% Avg for View: 33.20% (0.00%) | \$0.00 % of Total: 0.00% (\$0.00) |
| 31. /contact-water-services | 594 (0.68%) | 481 (0.70%) | 00:01:00 | 57 (0.20%) | 61.40% | 26.26% | \$0.00 (0.00%) |
| 32. /fire-prevention-safety | 569 (0.65%) | 454 (0.66%) | 00:02:12 | 113 (0.39%) | 76.99% | 42.18% | \$0.00 (0.00%) |
| 33. /district-financial-information | 554 (0.63%) | 449 (0.66%) | 00:03:03 | 81 (0.28%) | 82.72% | 53.25% | \$0.00 (0.00%) |
| 34. /finance-standing-committee | 513 (0.59%) | 360 (0.53%) | 00:02:36 | 76 (0.26%) | 46.05% | 26.51% | \$0.00 (0.00%) |
| 35. /parks-and-recreation-department | 491 (0.56%) | 427 (0.62%) | 00:00:48 | 200 (0.69%) | 69.00% | 45.82% | \$0.00 (0.00%) |
| 36. /administration-overview | 490 (0.56%) | 395 (0.58%) | 00:00:49 | 24 (0.08%) | 66.67% | 16.12% | \$0.00 (0.00%) |
| 37. /ccsd-employment-application | 488 (0.56%) | 404 (0.59%) | 00:01:50 | 48 (0.16%) | 77.08% | 42.42% | \$0.00 (0.00%) |
| 38. /paying-your-bill | 476 (0.54%) | 420 (0.61%) | 00:02:11 | 214 (0.74%) | 68.69% | 62.82% | \$0.00 (0.00%) |
| 39. /finance-department | 460 (0.52%) | 347 (0.51%) | 00:00:22 | 25 (0.09%) | 56.00% | 7.83% | \$0.00 (0.00%) |
| 40. /policy-standing-committee | 451 (0.51%) | 329 (0.48%) | 00:02:02 | 135 (0.46%) | 44.44% | 32.15% | \$0.00 (0.00%) |

Rows 31 - 40 of 640

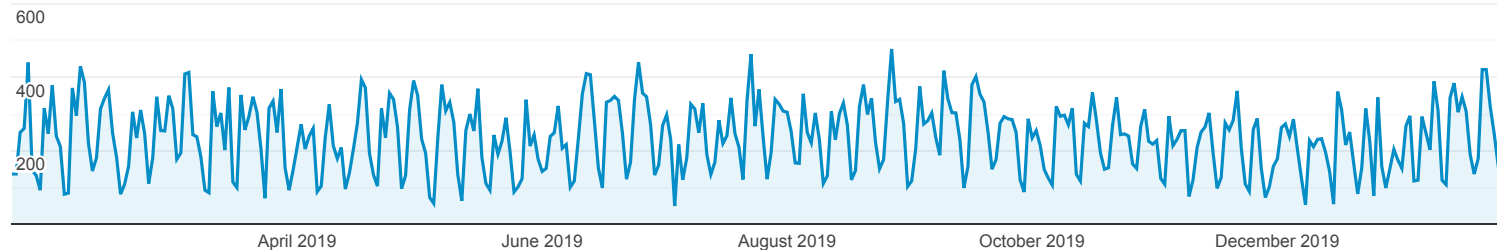
Pages

All Users
100.00% Pageviews

Jan 20, 2019 - Jan 26, 2020

Explorer

● Pageviews



| Page | Pageviews | Unique Pageviews | Avg. Time on Page | Entrances | Bounce Rate | % Exit | Page Value |
|--|---|---|---|---|---|---|---|
| | 87,690 % of Total: 100.00% (87,690) | 68,394 % of Total: 100.00% (68,394) | 00:01:17 Avg for View: 00:01:17 (0.00%) | 29,109 % of Total: 100.00% (29,109) | 45.50% Avg for View: 45.50% (0.00%) | 33.20% Avg for View: 33.20% (0.00%) | \$0.00 % of Total: 0.00% (\$0.00) |
| 41. /engineering-department | 423 (0.48%) | 352 (0.51%) | 00:01:13 | 106 (0.36%) | 80.19% | 37.35% | \$0.00 (0.00%) |
| 42. /facilities-resources | 419 (0.48%) | 368 (0.54%) | 00:01:11 | 66 (0.23%) | 72.73% | 30.55% | \$0.00 (0.00%) |
| 43. /well-level-reports | 413 (0.47%) | 334 (0.49%) | 00:04:00 | 88 (0.30%) | 75.00% | 53.27% | \$0.00 (0.00%) |
| 44. /emergency-medical-rescue | 394 (0.45%) | 337 (0.49%) | 00:00:55 | 156 (0.54%) | 75.64% | 50.25% | \$0.00 (0.00%) |
| 45. /wastewater-collection-system-maintenance-worker | 390 (0.44%) | 286 (0.42%) | 00:03:33 | 89 (0.31%) | 75.28% | 46.41% | \$0.00 (0.00%) |
| 46. /firefighters-and-other-personnel | 371 (0.42%) | 333 (0.49%) | 00:02:41 | 154 (0.53%) | 72.08% | 52.02% | \$0.00 (0.00%) |
| 47. /community-programs | 361 (0.41%) | 307 (0.45%) | 00:01:03 | 128 (0.44%) | 64.06% | 42.38% | \$0.00 (0.00%) |
| 48. /wastewater-system-operations | 355 (0.40%) | 306 (0.45%) | 00:01:10 | 180 (0.62%) | 61.11% | 46.76% | \$0.00 (0.00%) |
| 49. /swf | 351 (0.40%) | 294 (0.43%) | 00:02:30 | 59 (0.20%) | 69.49% | 37.32% | \$0.00 (0.00%) |
| 50. /starting-changing-or-stopping-service | 346 (0.39%) | 282 (0.41%) | 00:01:45 | 45 (0.15%) | 82.22% | 45.66% | \$0.00 (0.00%) |

Rows 41 - 50 of 640

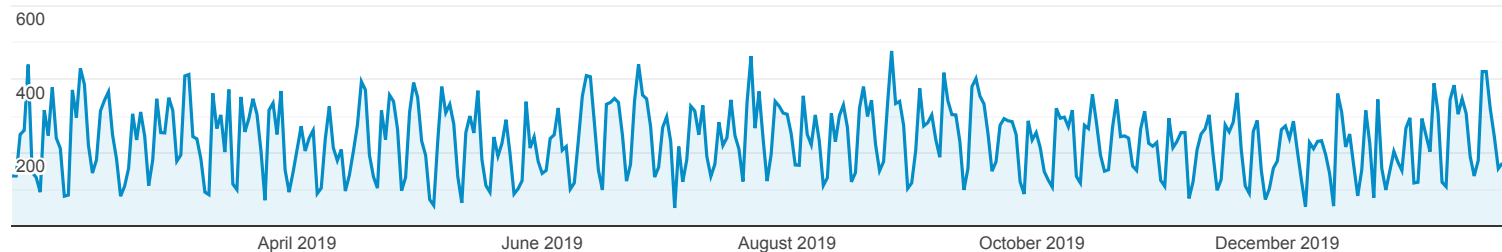
Pages

All Users
100.00% Pageviews

Jan 20, 2019 - Jan 26, 2020

Explorer

● Pageviews



| Page | Pageviews | Unique Pageviews | Avg. Time on Page | Entrances | Bounce Rate | % Exit | Page Value |
|--|---|---|---|---|---|---|---|
| | 87,690 % of Total: 100.00% (87,690) | 68,394 % of Total: 100.00% (68,394) | 00:01:17 Avg for View: 00:01:17 (0.00%) | 29,109 % of Total: 100.00% (29,109) | 45.50% Avg for View: 45.50% (0.00%) | 33.20% Avg for View: 33.20% (0.00%) | \$0.00 % of Total: 0.00% (\$0.00) |
| 51. /contact-facilities-resources-department | 313 (0.36%) | 253 (0.37%) | 00:00:51 | 36 (0.12%) | 83.33% | 32.59% | \$0.00 (0.00%) |
| 52. /contact-board-members | 310 (0.35%) | 246 (0.36%) | 00:01:21 | 12 (0.04%) | 50.00% | 32.90% | \$0.00 (0.00%) |
| 53. /ccsd-press-releases | 306 (0.35%) | 238 (0.35%) | 00:00:29 | 13 (0.04%) | 53.85% | 9.15% | \$0.00 (0.00%) |
| 54. /john-f-weigold-iv-general-manager | 277 (0.32%) | 234 (0.34%) | 00:01:14 | 46 (0.16%) | 71.74% | 30.32% | \$0.00 (0.00%) |
| 55. /water-use-efficiency | 276 (0.31%) | 247 (0.36%) | 00:02:46 | 118 (0.41%) | 77.12% | 57.61% | \$0.00 (0.00%) |
| 56. /transfers-assignments | 270 (0.31%) | 229 (0.33%) | 00:01:43 | 41 (0.14%) | 78.05% | 38.52% | \$0.00 (0.00%) |
| 57. /2019-ad-hoc-committees-members-and-liaison-appointments | 263 (0.30%) | 173 (0.25%) | 00:00:26 | 37 (0.13%) | 78.38% | 19.01% | \$0.00 (0.00%) |
| 58. /updates | 255 (0.29%) | 211 (0.31%) | 00:00:29 | 18 (0.06%) | 77.78% | 16.08% | \$0.00 (0.00%) |
| 59. /affordable-housing-program | 248 (0.28%) | 207 (0.30%) | 00:01:46 | 31 (0.11%) | 70.97% | 33.47% | \$0.00 (0.00%) |
| 60. /annual-ccr | 241 (0.27%) | 199 (0.29%) | 00:03:52 | 59 (0.20%) | 79.66% | 61.00% | \$0.00 (0.00%) |

Rows 51 - 60 of 640

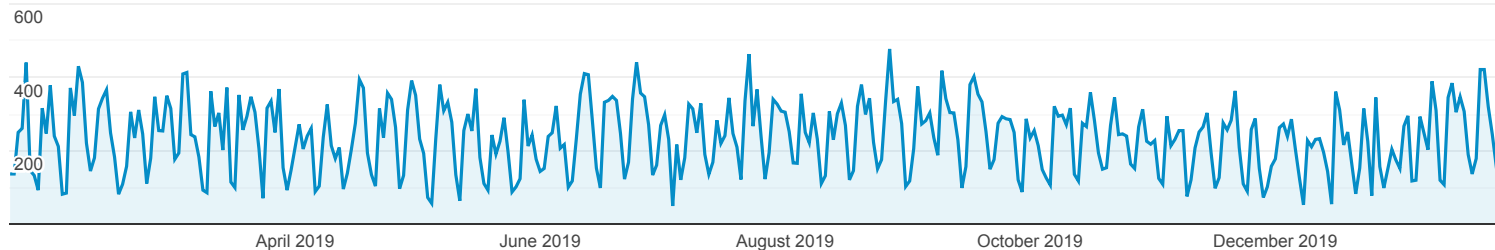
Pages

All Users
100.00% Pageviews

Jan 20, 2019 - Jan 26, 2020

Explorer

Pageviews



| Page | Pageviews | Unique Pageviews | Avg. Time on Page | Entrances | Bounce Rate | % Exit | Page Value |
|---|---|---|---|---|---|---|---|
| | 87,690 % of Total: 100.00% (87,690) | 68,394 % of Total: 100.00% (68,394) | 00:01:17 Avg for View: 00:01:17 (0.00%) | 29,109 % of Total: 100.00% (29,109) | 45.50% Avg for View: 45.50% (0.00%) | 33.20% Avg for View: 33.20% (0.00%) | \$0.00 % of Total: 0.00% (\$0.00) |
| 61. /public-records | 238 (0.27%) | 201 (0.29%) | 00:01:07 | 47 (0.16%) | 76.60% | 31.93% | \$0.00 (0.00%) |
| 62. /long-term-water-supply | 229 (0.26%) | 219 (0.32%) | 00:04:30 | 139 (0.48%) | 78.42% | 62.88% | \$0.00 (0.00%) |
| 63. /water-master-plan | 221 (0.25%) | 195 (0.29%) | 00:05:12 | 53 (0.18%) | 75.47% | 48.87% | \$0.00 (0.00%) |
| 64. /sustainable-water-facility-project-reports | 214 (0.24%) | 164 (0.24%) | 00:05:51 | 30 (0.10%) | 70.00% | 56.07% | \$0.00 (0.00%) |
| 65. /president-david-pierson | 210 (0.24%) | 172 (0.25%) | 00:01:20 | 30 (0.10%) | 56.67% | 23.33% | \$0.00 (0.00%) |
| 66. /board-meeting-brpcc-pros-infrastructure-finance-standing-committee-agenda-packets-minutes-archive | 209 (0.24%) | 153 (0.22%) | 00:00:20 | 18 (0.06%) | 33.33% | 11.48% | \$0.00 (0.00%) |
| 67. /job-announcement-to-create-qualifying-employment-list-for-the-position-of-administrative-technician-iii-and-finance-specialist | 201 (0.23%) | 162 (0.24%) | 00:02:32 | 19 (0.07%) | 68.42% | 48.76% | \$0.00 (0.00%) |
| 68. /trails-and-guides | 199 (0.23%) | 181 (0.26%) | 00:01:30 | 50 (0.17%) | 86.00% | 56.78% | \$0.00 (0.00%) |
| 69. /contact-wastewater-services | 189 (0.22%) | 158 (0.23%) | 00:00:24 | 24 (0.08%) | 95.83% | 29.10% | \$0.00 (0.00%) |
| 70. /district-policies | 187 (0.21%) | 136 (0.20%) | 00:04:59 | 29 (0.10%) | 55.17% | 36.90% | \$0.00 (0.00%) |

Rows 61 - 70 of 640

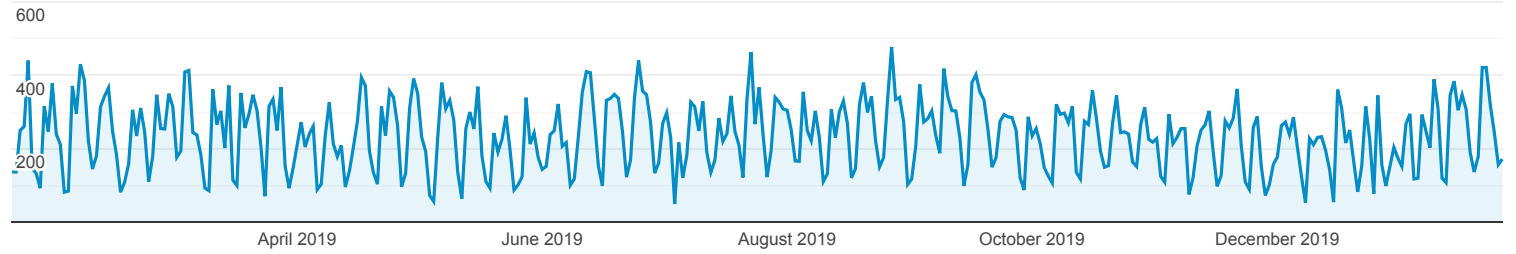
Pages

All Users
100.00% Pageviews

Jan 20, 2019 - Jan 26, 2020

Explorer

● Pageviews



| Page | Pageviews | Unique Pageviews | Avg. Time on Page | Entrances | Bounce Rate | % Exit | Page Value |
|--|---|---|---|---|---|---|---|
| | 87,690 % of Total: 100.00% (87,690) | 68,394 % of Total: 100.00% (68,394) | 00:01:17 Avg for View: 00:01:17 (0.00%) | 29,109 % of Total: 100.00% (29,109) | 45.50% Avg for View: 45.50% (0.00%) | 33.20% Avg for View: 33.20% (0.00%) | \$0.00 % of Total: 0.00% (\$0.00) |
| 71. /parks-recreation-and-open-space-pros | 182 (0.21%) | 134 (0.20%) | 00:01:33 | 29 (0.10%) | 48.28% | 25.27% | \$0.00 (0.00%) |
| 72. /contact-finance-department | 178 (0.20%) | 155 (0.23%) | 00:00:41 | 4 (0.01%) | 75.00% | 24.16% | \$0.00 (0.00%) |
| 73. /wastewater-improvements | 176 (0.20%) | 139 (0.20%) | 00:00:28 | 20 (0.07%) | 65.00% | 19.89% | \$0.00 (0.00%) |
| 74. /sustainable-water-facility-project | 173 (0.20%) | 146 (0.21%) | 00:04:51 | 24 (0.08%) | 70.83% | 52.02% | \$0.00 (0.00%) |
| 75. /board-meeting-brpcc-pros-resources-infrastructure-finance-standing-committee-agenda-packets-minutes-archive | 172 (0.20%) | 128 (0.19%) | 00:00:22 | 6 (0.02%) | 0.00% | 5.81% | \$0.00 (0.00%) |
| 76. /board-meeting-standing-committee-pros-brpcc-agendas-minutes-archive | 164 (0.19%) | 92 (0.13%) | 00:00:37 | 12 (0.04%) | 33.33% | 6.10% | \$0.00 (0.00%) |
| 77. /2019-02-28-board-meeting | 162 (0.18%) | 128 (0.19%) | 00:02:20 | 21 (0.07%) | 61.90% | 53.70% | \$0.00 (0.00%) |
| 78. /2019-06-20-board-meeting | 158 (0.18%) | 119 (0.17%) | 00:03:41 | 20 (0.07%) | 50.00% | 44.30% | \$0.00 (0.00%) |
| 79. /urban-water-management-plan | 146 (0.17%) | 135 (0.20%) | 00:05:03 | 37 (0.13%) | 75.68% | 45.89% | \$0.00 (0.00%) |
| 80. /utilities-department-manager | 144 (0.16%) | 129 (0.19%) | 00:02:37 | 8 (0.03%) | 75.00% | 47.22% | \$0.00 (0.00%) |

Rows 71 - 80 of 640

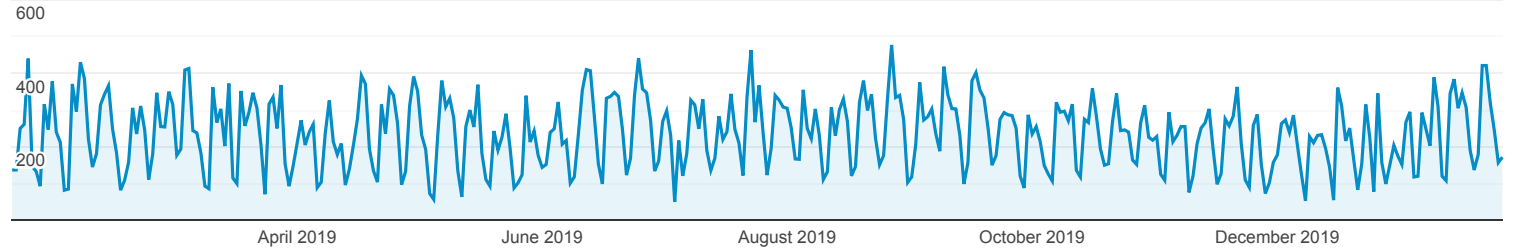
Pages

All Users
100.00% Pageviews

Jan 20, 2019 - Jan 26, 2020

Explorer

● Pageviews



| Page | Pageviews | Unique Pageviews | Avg. Time on Page | Entrances | Bounce Rate | % Exit | Page Value |
|---|---|---|---|---|---|---|---|
| | 87,690 % of Total: 100.00% (87,690) | 68,394 % of Total: 100.00% (68,394) | 00:01:17 Avg for View: 00:01:17 (0.00%) | 29,109 % of Total: 100.00% (29,109) | 45.50% Avg for View: 45.50% (0.00%) | 33.20% Avg for View: 33.20% (0.00%) | \$0.00 % of Total: 0.00% (\$0.00) |
| 81. /2019-06-13-board-meeting | 143 (0.16%) | 120 (0.18%) | 00:02:07 | 8 (0.03%) | 75.00% | 36.36% | \$0.00 (0.00%) |
| 82. /pamela-duffield-finance-manager | 142 (0.16%) | 118 (0.17%) | 00:00:28 | 11 (0.04%) | 63.64% | 16.90% | \$0.00 (0.00%) |
| 83. /report-a-leak | 139 (0.16%) | 126 (0.18%) | 00:01:18 | 46 (0.16%) | 76.09% | 53.96% | \$0.00 (0.00%) |
| 84. /carlos-mendoza-facilities-resources-supervisor-8e3375f | 136 (0.16%) | 127 (0.19%) | 00:00:57 | 10 (0.03%) | 60.00% | 20.59% | \$0.00 (0.00%) |
| 85. /vehicles-and-equipment | 134 (0.15%) | 112 (0.16%) | 00:01:12 | 5 (0.02%) | 80.00% | 28.36% | \$0.00 (0.00%) |
| 86. /parks-recreation-and-open-space-commission | 133 (0.15%) | 113 (0.17%) | 00:01:08 | 38 (0.13%) | 86.84% | 36.09% | \$0.00 (0.00%) |
| 87. /2019-08-08-board-meeting | 129 (0.15%) | 102 (0.15%) | 00:02:48 | 14 (0.05%) | 42.86% | 46.51% | \$0.00 (0.00%) |
| 88. /public-tours-of-ccsd-facilities | 129 (0.15%) | 102 (0.15%) | 00:00:41 | 20 (0.07%) | 50.00% | 24.03% | \$0.00 (0.00%) |
| 89. /vice-president-harry-farmer | 129 (0.15%) | 112 (0.16%) | 00:01:07 | 29 (0.10%) | 93.10% | 28.68% | \$0.00 (0.00%) |
| 90. /president-s-report | 128 (0.15%) | 114 (0.17%) | 00:01:13 | 8 (0.03%) | 62.50% | 28.12% | \$0.00 (0.00%) |

Rows 81 - 90 of 640

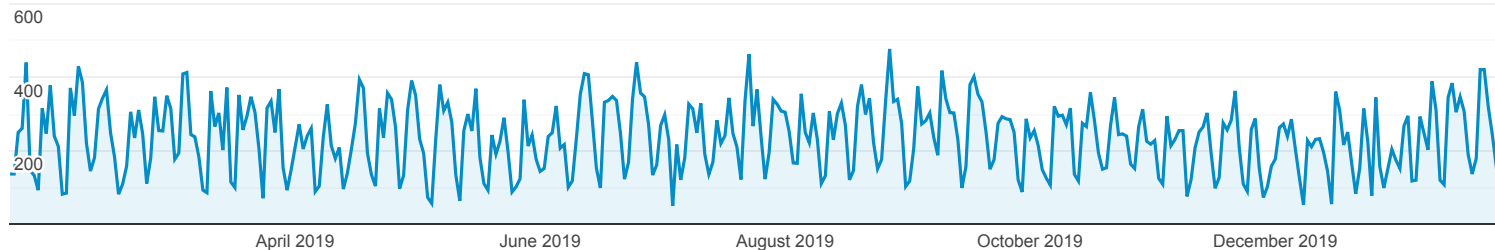
Pages

All Users
100.00% Pageviews

Jan 20, 2019 - Jan 26, 2020

Explorer

Pageviews



| Page | Pageviews | Unique Pageviews | Avg. Time on Page | Entrances | Bounce Rate | % Exit | Page Value |
|---|---|---|---|---|---|---|---|
| | 87,690 % of Total: 100.00% (87,690) | 68,394 % of Total: 100.00% (68,394) | 00:01:17 Avg for View: 00:01:17 (0.00%) | 29,109 % of Total: 100.00% (29,109) | 45.50% Avg for View: 45.50% (0.00%) | 33.20% Avg for View: 33.20% (0.00%) | \$0.00 % of Total: 0.00% (\$0.00) |
| 91. /vacant-general-manager | 126 (0.14%) | 99 (0.14%) | 00:00:37 | 40 (0.14%) | 37.50% | 23.81% | \$0.00 (0.00%) |
| 92. /monique-madrid-acting-general-manager | 124 (0.14%) | 100 (0.15%) | 00:01:07 | 8 (0.03%) | 50.00% | 21.77% | \$0.00 (0.00%) |
| 93. /2019-11-14-board-meeting | 122 (0.14%) | 84 (0.12%) | 00:01:06 | 11 (0.04%) | 72.73% | 37.70% | \$0.00 (0.00%) |
| 94. /request-for-qualifications-and-proposals | 119 (0.14%) | 86 (0.13%) | 00:02:49 | 57 (0.20%) | 82.46% | 60.50% | \$0.00 (0.00%) |
| 95. /2019-04-11-board-meeting | 118 (0.13%) | 104 (0.15%) | 00:02:59 | 12 (0.04%) | 75.00% | 46.61% | \$0.00 (0.00%) |
| 96. /2019-03-21-board-meeting | 116 (0.13%) | 83 (0.12%) | 00:02:13 | 7 (0.02%) | 100.00% | 42.24% | \$0.00 (0.00%) |
| 97. /2019-12-19-board-meeting | 116 (0.13%) | 88 (0.13%) | 00:02:26 | 8 (0.03%) | 62.50% | 50.00% | \$0.00 (0.00%) |
| 98. /2019-08-15-board-meeting | 115 (0.13%) | 89 (0.13%) | 00:02:25 | 7 (0.02%) | 71.43% | 44.35% | \$0.00 (0.00%) |
| 99. /2019-09-07-board-special-meeting | 115 (0.13%) | 96 (0.14%) | 00:01:37 | 11 (0.04%) | 63.64% | 49.57% | \$0.00 (0.00%) |
| 100. /2018-press-releases | 114 (0.13%) | 102 (0.15%) | 00:00:23 | 1 (0.00%) | 100.00% | 14.04% | \$0.00 (0.00%) |

Rows 91 - 100 of 640